

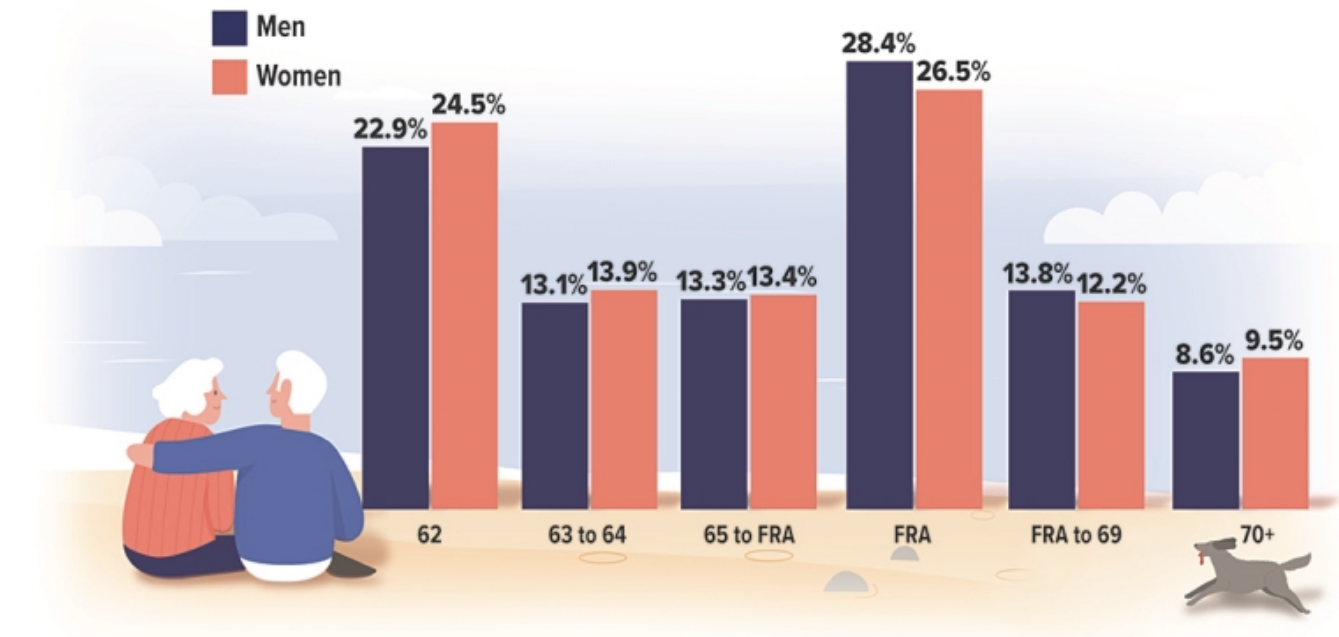
WealthMonitor

RBC Wealth Management
The Shaeffer Wealth Advisory Group
112 S Hays St • Bel Air • MD • 21401
410-776-2550
www.shaefferwealthadvisorygroup.com



When Do People Start Collecting Social Security?

There's no "right" age to begin receiving Social Security retirement benefits. It's a personal decision based on multiple factors, including how long someone wants to work and how much retirement income is needed. Workers are entitled to full benefits at their full retirement age (FRA) — 66 to 67, depending on year of birth. Claiming before FRA (as early as age 62) will result in a permanently reduced benefit, while claiming later will result in a permanently increased benefit due to delayed retirement credits, which can be earned up to age 70.



Source: Social Security Administration, 2023 (based on 2022 data)

Due Date Approaches for 2023 Federal Income Tax Returns

Tax filing season is here again. If you haven't done so already, you'll want to start pulling things together — that includes getting your hands on a copy of your 2022 tax return and gathering W-2s, 1099s, and deduction records. You'll need these records whether you're preparing your own return or paying someone else to prepare your tax return for you.

Don't procrastinate. The filing deadline for individuals is generally Monday, April 15, 2024.

Filing for an extension

If you don't think you're going to be able to file your federal income tax return by the due date, you can file for and obtain an extension using IRS Form 4868, Application for Automatic Extension of Time to File U.S. Individual Income Tax Return. Filing this extension gives you an additional six months (to October 15, 2024) to file your federal income tax return. You can also file for an extension electronically — instructions on how to do so can be found in the Form 4868 instructions.

Due Dates for 2023 Tax Returns

Tax to do:

April 15, 2024

- ☒ Most taxpayers must file tax return and pay tax or file for 6-month extension and pay estimated tax

June 17, 2024*

- ☐ Taxpayers living (or serving in the military) outside the U.S. on April 15, 2024, must file tax return and pay tax or file for 6-month extension and pay estimated tax

*Interest is due on taxes paid after the April filing date

October 15, 2024

- ☐ Taxpayers who filed for an extension must file tax return and pay any additional tax

Filing for an automatic extension does not provide any additional time to pay your tax. When you file for an extension, you have to estimate the amount of tax you will owe and pay this amount by the April filing due date. If you don't pay the amount you've estimated, you may owe interest and penalties. In fact, if the IRS believes that your estimate was not reasonable, it may void your extension.

Note: *Special rules apply if you're living outside the country or serving in the military and on duty outside the United States. In these circumstances, you are generally allowed an automatic two-month extension (to June 17, 2024) without filing Form 4868, though interest will be owed on any taxes due that are paid after the April filing due date. If you served in a combat zone or qualified hazardous duty area, you may be eligible for a longer extension of time to file.*

What if you owe?

One of the biggest mistakes you can make is not filing your return because you owe money. If your return shows a balance due, file and pay the amount due in full by the due date if possible.

If there's no way that you can pay what you owe, file the return and pay as much as you can afford. You'll owe interest and possibly penalties on the unpaid tax, but you'll limit the penalties assessed by filing your return on time, and you may be able to work with the IRS to pay the remaining balance (options can include paying the unpaid balance in installments).

Expecting a refund?

The IRS has stepped up efforts to combat identity theft and tax refund fraud. More aggressive filters that are intended to curtail fraudulent refunds may inadvertently delay some legitimate refund requests. In fact, the IRS is required to hold refunds on all tax returns claiming the earned income tax credit or the additional child tax credit until at least February 15.

Most filers, though, can expect a refund check to be issued within 21 days of the IRS receiving a tax return. However, note that in recent years the IRS has experienced delays in processing paper tax returns.

So if you are expecting a refund on your 2023 tax return, consider filing as soon as possible and filing electronically.

Market Measures: Beyond the Dow

When you hear or read that the market is up or down, what does that really mean? More often than not, it reflects movement in the two best-known stock market indexes, the Dow Jones Industrial Average and the S&P 500.

In fact, there are hundreds of indexes that track various categories of investments. While you cannot invest directly in an index, you can buy funds that track specific indexes, and you can look at indexes as a benchmark for certain portions of your portfolio. For example, the Dow or the S&P 500 might be a reasonable benchmark for your domestic stocks and stock funds, but you should not expect your entire portfolio to match the performance of those indexes.

Here are some commonly cited indexes.

The **Dow Jones Industrial Average** tracks stocks of 30 large well-known U.S. companies across a variety of business sectors. Originally a true average of stock prices, it now uses a divisor to adjust for stock splits, distributions, and substitutions — making it a *price-weighted index* rather than a true average.¹

Unlike the Dow, the following indexes are weighted based on *market capitalization*, the value of a stock's outstanding shares. Market-cap-weighted indexes are skewed toward the performance of the larger companies in the index.

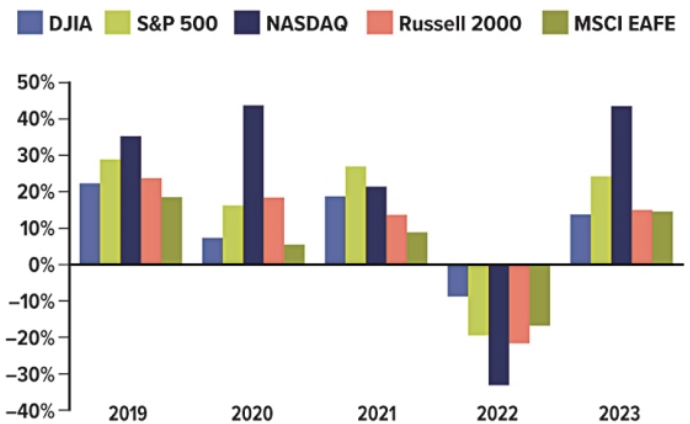
The **S&P 500** tracks a much broader range of large U.S. companies (large caps) than the Dow and is often considered representative of the U.S. stock market in general. However, it does not capture mid-size companies (mid caps) or small companies (small caps), which generally carry higher risk and higher growth potential than large companies and are tracked by the **S&P MidCap 400** and **S&P SmallCap 600**, respectively. Together these three indexes comprise the **S&P Composite 1500**. The number of stocks in S&P indexes may vary slightly from the number indicated in the name.²

The **NASDAQ Composite Index** tracks all domestic and foreign stocks traded on the Nasdaq Stock Market (about 3,400 in early 2024). It includes companies of all sizes across a range of industries but is heavily weighted toward technology companies. Many Nasdaq stocks carry higher growth potential but greater risk than the large domestic stocks tracked by the Dow and the S&P 500. The **Nasdaq-100** tracks the largest non-financial companies traded on the Nasdaq.³

The **Russell 3000 Index** tracks stocks of the 3,000 largest U.S. companies, ranked by market capitalization. The **Russell 1000 Index** tracks about 1,000 of the largest, essentially a combination of large caps and mid caps. The **Russell 2000 Index** tracks the rest and is the most widely used benchmark for U.S. small-cap stocks.⁴

Five Indexes, Five Years

Annual index performance (price only), 2019 to 2023



Source: London Stock Exchange Group, 2024, for the period 12/31/2018 to 12/31/2023. Dow Jones Industrial Average (DJIA) Price Index, S&P 500 Composite Price Index, NASDAQ Composite Index (price), Russell 2000 Price Index, and MSCI EAFE Price Index. The performance of an unmanaged index is not indicative of the performance of any specific security. Past performance is no guarantee of future results. Actual results will vary.

The **FT Wilshire 5000 Index** tracks the performance of all U.S. stocks with readily available price data, making it the broadest measure of the U.S. stock market. When established in 1974, the index contained around 4,700 stocks, and grew to more than 7,500 in 1998. The number has dropped since then, largely due to corporate consolidation, and the index included about 3,400 stocks in early 2024.⁵

The **MSCI EAFE Index** tracks about 800 large- and mid-cap stocks in 21 developed countries outside the United States and Canada and is a widely accepted benchmark for foreign stocks. The **MSCI World Index** includes the same 21 countries plus the U.S. and Canada and is heavily weighted toward U.S. stocks.⁶

All investing involves risk, including the possible loss of principal, and there is no guarantee that any investment strategy will be successful. Investing internationally carries additional risks such as differences in financial reporting and currency exchange risk, as well as economic and political risk unique to the specific country. This may result in greater share price volatility.

Funds are sold by prospectus. Please consider the investment objectives, risks, charges, and expenses carefully before investing. The prospectus, which contains this and other information about the investment company, can be obtained from your financial professional. Be sure to read the prospectus carefully before deciding whether to invest.

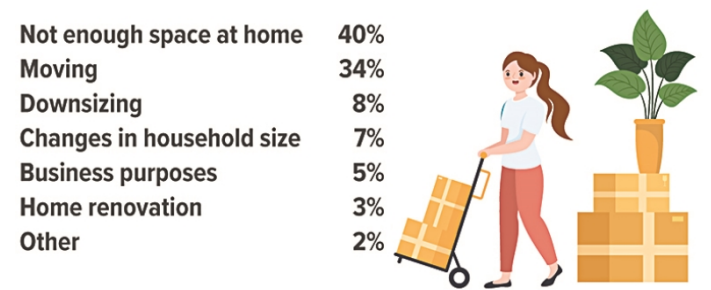
1–2) S&P Dow Jones Indices, 2024; 3) Nasdaq, 2024; 4) FTSE Russell, 2024; 5) Wilshire, 2024; 6) MSCI, 2024

Are You Spending Money to Keep Stuff You Don't Need?

It's estimated that more than one in 10 Americans leases a storage unit. In June 2023, the nationwide prices charged by self-storage facilities averaged \$165 per month, after rising 20% over the previous year.¹ Storage renters may pay more than that for large spaces or climate-controlled units, and at facilities in high-cost cities such as Los Angeles and New York.²

If you keep excess belongings stored away from home and well out of sight, this recurring monthly expense may not stay top of mind. However, finding the motivation to empty a storage space could create breathing room in your household budget and/or yield savings over time that helps you make progress toward important financial goals.

Reasons for renting storage space



Source: StorageCafe.com, April 25, 2023 (does not equal 100% due to rounding)

For example, if you were to invest that \$165 per month in a college savings or retirement account, the balance could grow to \$28,559 in 10 years or to \$85,953 in 20 years (assuming a hypothetical 7% annual rate of return).

This hypothetical example of mathematical principles is used for illustrative purposes only and does not represent the performance of any specific investment. Fees, expenses, and taxes are not considered and would reduce the performance shown if they were included. Actual results will vary. Rates of return will vary over time, particularly for long-term investments.

Clearing space at home

It may not be your favorite way to spend a weekend but decluttering your closets, garage, and living spaces would be a good place to start. Prioritize and make room for the possessions and keepsakes you love most but resolve to let go of things that may not be worth keeping, especially if you must pay for storage indefinitely.

Try to sell furnishings, housewares, toys, or clothing that you don't use regularly for some extra cash by posting ads with photos on resale apps, websites, or social media, or possibly by having a yard sale. If you can't sell certain items, you can feel good about giving them away to friends, neighbors, or a local charity.

1) *The Wall Street Journal*, August 26, 2023

2) StorageCafe.com, April 25, 2023

Investment and insurance products offered through RBC Wealth Management are not insured by the FDIC or any other federal government agency, are not deposits or other obligations of, or guaranteed by, a bank or any bank affiliate, and are subject to investment risks, including possible loss of the principal amount invested.

The information contained herein is based on sources believed to be reliable, but its accuracy cannot be guaranteed. RBC Wealth Management does not provide tax or legal advice. All decisions regarding the tax or legal implications of your investments should be made in connection with your tax or legal advisor. RBC Wealth Management is not a mortgage lender or broker. Nothing herein should be construed as an offer or commitment to lend. Any calculations are provided as educational tools, and are not intended to provide investment advice or serve as a financial plan. The result of any calculation performed is hypothetical and does not assume the effect of fees, commissions, tax rates, or changes in interest rates or the rate of inflation, and is not intended to predict or guarantee the actual results of any investment product or strategy. These results depend wholly upon the information provided by you and the assumptions utilized within. In selecting an anticipated investment return, you should consider factors affecting the potential return, such as investment objectives and risk tolerance. The articles and opinions in this advertisement, prepared by Broadridge Investor Communication Services, Inc., are for general information only and are not intended to provide specific advice or recommendations for any individual.

RBC Wealth Management, a division of RBC Capital Markets, LLC, Member NYSE/FINRA/SIPC.

RBC Wealth Management does not provide tax or legal advice. All decisions regarding the tax or legal implications of your investments should be made in connection with your independent tax or legal advisor. No information, including but not limited to written materials, provided by RBC WM should be construed as legal, accounting or tax advice.

Past performance does not guarantee future results.