

# GLOBAL Insight



Wealth  
Management

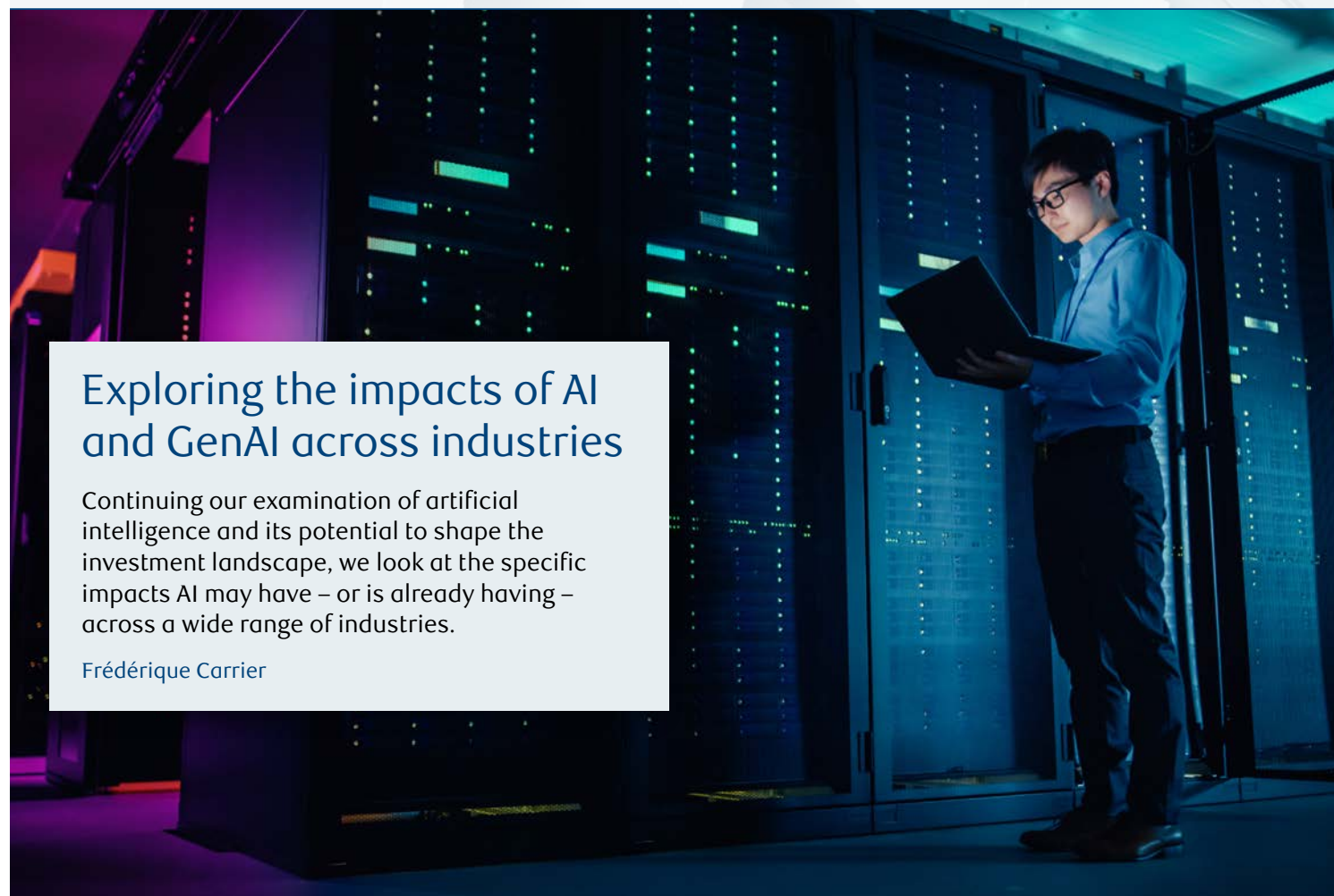
## Special report

October 2024

### Exploring the impacts of AI and GenAI across industries

Continuing our examination of artificial intelligence and its potential to shape the investment landscape, we look at the specific impacts AI may have – or is already having – across a wide range of industries.

Frédérique Carrier



For important and required non-U.S. analyst disclosures, see [page 11](#).

Produced: Oct. 11, 2024, 16:42 ET; Disseminated: Oct. 15, 2024, 14:00 ET

All values in U.S. dollars and priced as of market close, Sept. 30, 2024, unless otherwise stated.

**Investment and insurance products offered through RBC Wealth Management are not insured by the FDIC or any other federal government agency, are not deposits or other obligations of, or guaranteed by, a bank or any bank affiliate, and are subject to investment risks, including possible loss of the principal amount invested.**

---

## Special report



**Frédérique Carrier**  
London, UK  
frederique.carrier@rbc.com

# Exploring the impacts of AI and GenAI across industries

Artificial intelligence—and particularly its newest iteration, generative artificial intelligence, or GenAI—could bring significant changes to the way we live, work and interact with one another. In a recent Global Insight Special Report, [“Generative AI: enablers and adopters,”](#) we explored GenAI and the ecosystem surrounding it. Now, we take a deeper dive into the specific impacts AI and GenAI are likely to have, or are already having, on a wide range of industries, as well as their potential to create entirely new industries.

This report highlights key findings from a new RBC Capital Markets report, “A cross-sector view of GenAI,” part of the RBC Imagine global research initiative focusing on the disruptive forces transforming our world.

## Technology businesses

---

*RBC Capital Markets believes software and Internet companies are in the early stages of a disruptive transformation, with GenAI creating enticing opportunities—and at the same time, significantly enhancing the threat of cybercrime.*

### Software

Software vendors and customers with clear strategies for leveraging GenAI technology could see revenue growth accelerate and margins expand over the next three to five years. Three primary factors are likely to drive these potential benefits, in their view.

#### 1. Improved pricing power

Software companies are releasing standalone GenAI products for an additional cost per user. Customers, in turn, are becoming increasingly willing to pay for solutions that enhance their return on investment.

For example, Microsoft Copilot integrates GenAI technology into the company’s suite of products, with pricing plans tailored for individuals, business users, and enterprise deployments. Copilot has also been integrated into GitHub, a Microsoft-owned software service company that helps developers manage and collaborate on source code. In Q2 2024, 1.3 million GitHub Copilot individual subscribers and over 50,000 business subscribers leveraged the technology.

#### 2. Developer productivity enhancement and development cost reduction

The greatest benefits of GenAI for software developers, according to a recent study by McKinsey & Company, are in expediting the manual work

## EXPLORING THE IMPACTS OF AI ACROSS INDUSTRIES

RBC Capital Markets believes both software vendors and their customers will be able to automate low-level tasks.

of coding, jump-starting a first draft of code, and accelerating updates to existing code. The study estimates software developers can complete coding tasks up to twice as quickly by leveraging GenAI. But despite these advances, human examination of the code for bugs and errors remains necessary.

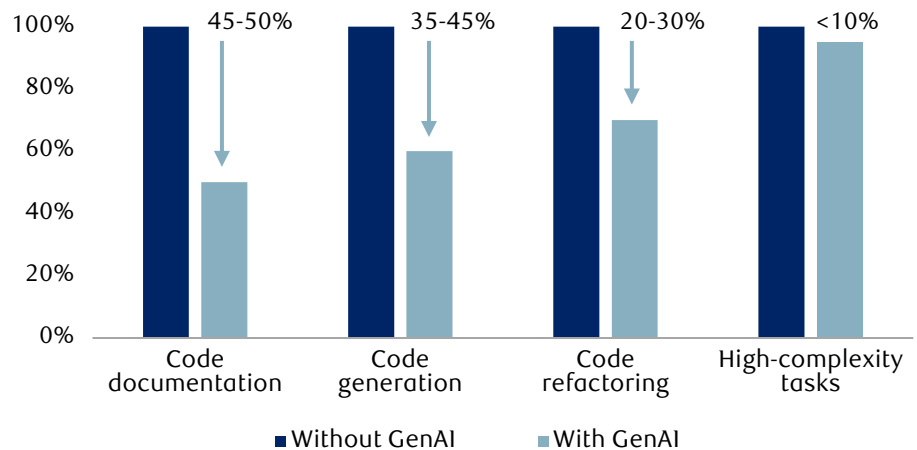
Over time, leveraging GenAI capabilities should result in faster product launches, enhanced features, better flexibility to resolve issues, and ultimately, higher return on investment.

### 3. Automation of basic tasks in customer service and data collection

RBC Capital Markets believes both software vendors and their customers will be able to automate low-level tasks. This could create opportunities to optimize both the cost structure and the approach to staffing, enabling companies to allocate more human resources to strategic and relationship-building roles—positions which tend to have a greater impact on corporate profitability and competitiveness.

#### GenAI can reduce the time it takes to complete developer tasks, especially simpler ones

Potential improvement in software development productivity by task category



Source - McKinsey & Co, “Unleashing developer productivity with generative AI”; RBC Capital Markets

### Cybersecurity considerations

Beyond these positive developments, GenAI may also substantially increase the need for security due to increasing data volumes. According to the National Cybersecurity Center (NCC), a U.S. organization focused on cybersecurity policy, AI will almost certainly increase both the volume and the impacts of cyberattacks over the next two years. Though all types of cyberthreat actors are already using AI to varying degrees, AI has lowered the barriers to entry for novice cybercriminals and increased the global ransomware threat, in the NCC’s assessment.

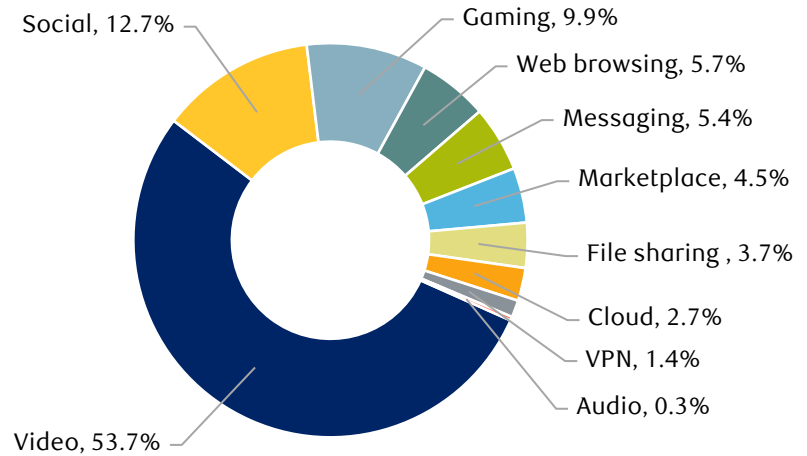
### Internet

For Internet companies, GenAI will likely have the biggest end-market impact in the area of digital marketing. GenAI looks set to transform

---

## EXPLORING THE IMPACTS OF AI ACROSS INDUSTRIES

### Video currently accounts for the lion's share of internet traffic



Source - RBC Capital Markets, company reports

Deeper interactions with the audience can enable Internet companies to extract more value from the data they gather.

content creation spanning channels from text to video, while creating tools that support deeper analysis of technical issues.

Personalized platforms will likely emerge and generate completely new types of interactions and experiences thanks to GenAI and other technologies such as virtual reality and augmented reality.

For instance, AI could power a virtual personal shopper that uses augmented reality to show the customer how clothing items would look on them in real time. This personalised platform could analyse the user's online behaviour, past purchases, and style preferences, and use this information to curate a customized shopping experience including promotions based on previous shopping habits.

Deeper interactions with the audience can, in turn, enable Internet companies to extract more value from the data they gather.

Developments to watch for include AI-driven avatar continuity and portability (i.e., having the same avatar in different virtual worlds run by different companies), virtual reality gaming, and personal re-creations and projections (i.e., the ability to generate new, personalised content based on user input, in effect a creative collaboration between humans and AI), among other possibilities.

---

### Energy, Utilities, and Infrastructure

*Energy demand is set to grow at an even faster pace due to the proliferation of data centres that are indispensable for AI and GenAI services.*

GenAI requires significantly more computing power than traditional machine learning because GenAI models must be trained on huge data sets and greater processing power is needed to produce human-like responses.

---

## EXPLORING THE IMPACTS OF AI ACROSS INDUSTRIES

Data centre operators prioritize a reliable supply of electricity despite a widespread focus on sustainability and clean energy.

Data centres, already a vital component of the infrastructure required to support the transition to a digital economy, can be as large as multiple U.S. football fields and host many thousands of servers that process and store information.

Growth in the number and size of these facilities is driving a rapid increase in power consumption. Several industries are poised to benefit from this trend.

### Natural gas power generation

As data centre operators prioritize a reliable supply of electricity despite a widespread focus on sustainability and clean energy, incremental gas generation will be needed to satisfy their electrical power needs, in RBC Capital Markets' view. Unlike solar or wind power, gas power plants are able to respond rapidly supply shortages and changes in demand.

### Natural gas infrastructure (pipelines, storage, gathering, processing and compression)

To support incremental gas generation, capacity expansions on natural gas pipelines are needed. Capacity expansion can take several forms, including installing more compression stations to increase the volume of gas a pipeline can carry, constructing lateral pipelines, and twinning or looping of existing pipelines.

Natural gas infrastructure growth in the U.S. has lagged natural gas demand growth over the past decade, pushing up pipeline utilization rates to unsustainable levels. Kinder Morgan, which transports roughly 40 percent of natural gas in the U.S., reported that its average pipeline utilization rate was 87 percent in 2023, with pipelines sometimes running at 100 percent capacity.

These infrastructure needs could provide attractive long-term growth opportunities for pipeline companies. We think incumbent providers with expansion capabilities and existing rights-of-way are best positioned to benefit, as new-build pipe projects are often restricted by complex planning approval processes.

## Industrials

---

*Several industrial sectors are likely to benefit from GenAI adoption, including both industries that support the growth of AI and those that stand to benefit directly from AI capabilities.*

### Electrical solutions: liquid cooling

New and larger data centres house an ever greater number of servers in densely spaced racks—specialized structures that hold multiple processing units, storage devices, and related equipment. In operation, these racks generate large amounts of heat that can reduce server performance and damage sensitive components. As rack densities and power demands increase, interest in liquid cooling solutions is growing.

---

## EXPLORING THE IMPACTS OF AI ACROSS INDUSTRIES

At least \$100 billion of investments in data centre projects have been announced in North America since January 2023.

New solutions at scale require power in the mid-20 kilowatt (kW) range for each server rack, with some densities already above that level, well beyond the eight to 10 kW common in data centres today. In the 30 kW per rack range—where NVIDIA is already operating test environments—liquid cooling emerges as the more viable and cost-effective solution compared to traditional air cooling systems.

The focus on environmental sustainability by governments regulating the growth of data centres is also contributing to the increased adoption of liquid cooling solutions, which are more effective and use less energy.

Anecdotally, nVent, an electrical solutions company, believes that only five percent of data centres currently use liquid cooling, a technology whose use is growing three times faster than that of legacy air cooling.

At least \$100 billion of investments in data centre projects have been announced in North America since January 2023, according to RBC Capital Markets, which notes that many will employ designs that accommodate liquid cooling technologies. Among these is a new \$800 million data centre from Facebook parent Meta Platforms that will use liquid cooling to support AI workloads. RBC Capital Markets estimates the total addressable market for liquid cooling solutions is in the range of \$2.5 to \$4.0 billion, with a potential compound annual growth rate of 30 percent or more over the next five years.

### Aerospace and defence

Artificial intelligence is being leveraged to expand capabilities within defence, including drone swarms and target recognition. The U.S. Air Force is developing uncrewed systems to advance its air superiority; of particular significance is the use of drones as “wingmen” in support of manned fighter aircraft. Incorporating AI into uncrewed systems is scalable and can increase battlefield survivability, while offering capabilities comparable to those of manned aircraft but with significantly lower costs. AI has also been instrumental in the development of loitering munition systems, or suicide drones, which identify a target and attack by crashing into it.

In commercial aerospace, AI is currently being used for a wide variety of functions, including intelligent factory automation, predictive aircraft maintenance, quality control, and supply chain optimization.

### Automobiles and auto parts

Artificial intelligence will likely play an increasingly important role in both advanced assisted driving systems and fully autonomous vehicles.

In advanced assisted driving systems, a driver must supervise and drive even if support features are engaged, for instance if the driver’s feet are not on the pedals. Support features include steering, braking and acceleration, and cruise control. Within these support systems, machine learning can be useful in dealing with obstacles like debris in the roadway, vulnerable road users such as pedestrians or cyclists, and blind spots.

By contrast, in fully autonomous vehicles, human drivers have no involvement whatsoever. Current applications include General Motors

---

## EXPLORING THE IMPACTS OF AI ACROSS INDUSTRIES

GenAI has potential applications in improving outcomes for both patients and health care providers.

Company's Cruise and Alphabet's Waymo. RBC Capital Markets expects global market penetration of AV to be just two percent in 2030, but applications for commercial trucking could appear as soon as 2025–2026.

Autonomous vehicles would likely use GenAI to:

- predict the movements of pedestrians and other vehicles, anticipate hazards, and adjust the vehicle's driving style;
- find efficient routes;
- determine when to accelerate, decelerate, change lanes, or stop;
- enable the use of voice recognition as the vehicle interacts with passengers.

### Financials

---

*Artificial intelligence is a key theme across all segments of the financial industry. In wealth management, GenAI has several potential benefits in terms of augmenting financial advisors' expertise, boosting productivity, and enhancing client service.*

GenAI tools can enable advisors to engage in more customized and more frequent communication with clients by streamlining the production of advice documentation, pre-populating client emails, or tailoring client meeting preparation notes. By freeing up time spent on written communications, advisors can have more time to undertake verbal communication and face-to-face interactions with clients.

### Health Care

---

*GenAI has potential applications in improving outcomes for both patients and health care providers. The examples below highlight opportunities for AI along the various stages of the patient journey.*

- **Self-triage:** AI can help individuals decide whether professional medical help is required by checking symptoms and guiding the individual to the proper care setting;
- **Patient intake:** after an in-person appointment is scheduled, AI can help streamline the patient intake process by replacing the "clipboard" approach traditionally used in waiting rooms.
- **Streamlining clinical documentation:** Canadian general practitioners spend some 40 percent of their working hours on administrative tasks such as writing sick notes and filling out insurance forms for patients according to a survey by the Ontario College of Family Physicians. Similar percentages are observed in other geographies. Using AI can reduce this burden, freeing up time to care for patients.
- **Targeted drug marketing:** AI can be used to deliver relevant content such as financial assistance opportunities to providers at the point of prescription on behalf of pharmaceutical companies. For example, if

---

## EXPLORING THE IMPACTS OF AI ACROSS INDUSTRIES

Artificial intelligence is finding applications in optimizing the global supply chains that underpin consumer products businesses.

a provider is considering prescribing a drug, but the patient can only afford another, less effective one, any discount programs available to improve affordability of the most effective drug would be highly relevant for the patient.

- **Medical imaging:** After an initial visit, a provider may also order a scan. AI can be used to help identify anomalies and potential areas of concern, leading to more precise diagnoses, lower costs, and faster turnaround times.
- **Clinical decision support:** After receiving the results of different lab tests or pathology reports, the physician can then move forward with a diagnosis and/or refer the patient to a specialist. AI can help by gathering data and connecting physicians to peers for collaboration with the goal of selecting the optimal care pathway that best aligns costs and outcomes.
- **Data consolidation:** if surgery is required, AI can consolidate imaging data, surgical videos, and patient risk factors, and deliver actionable insights.
- **Ongoing patient engagement and remote patient monitoring:** Once treatment has begun, AI can gather data from and engage with patients, either by helping them manage chronic conditions or remain engaged by reminding them to take certain medications or attend a certain appointment.

Similarly, in the Medical Supplies and Devices industry, GenAI has the potential to drive efficiency and innovation, which in turn should bring down costs and deliver better patient outcomes.

### Consumer products

---

*GenAI applications can enhance the personalization of product offerings by leveraging consumer data, as well as improving supply chain management.*

The Beauty Genius app, developed by multinational beauty products company L'Oréal Paris, shows the potential of GenAI to personalize consumer experiences. The app creates diagnostics and product recommendations to consumers overwhelmed by choice. L'Oréal estimates Beauty Genius can increase the sales conversation rate at a typical beauty products counter to 73 percent from 11 percent. The app also brings in additional consumer data, which can inform future innovation plans.

Artificial intelligence is finding applications in optimizing the global supply chains that underpin consumer products businesses. Procter & Gamble incorporated AI into an initiative aimed at building an end-to-end synchronized, sustainable, and resilient supply chain, and the company estimates that the supply chain improvements have yielded up to \$1.5 billion in savings annually. The company is now using AI to unlock incremental savings in critical areas such as transportation, where it sees an opportunity of over \$300 million in annual savings by minimizing idle time for drivers, optimizing truck loads, and establishing dynamic routing.



---

## EXPLORING THE IMPACTS OF AI ACROSS INDUSTRIES

### **A technological tsunami?**

In our assessment, the development of AI technologies including the adoption of GenAI is poised to become a disruptive megatrend and transform many businesses. However, it may take many years to understand the full potential of these technologies, as the impacts could take some time to unfold. Moreover, the adoption of GenAI may be held back by challenges such as ensuring accurate responses to user input and eliminating the “hallucinations” that occur when the responses produced deviate from reality, as well as by the need to keep users’ data private. And because GenAI is an expensive technology, using it to replace human workers in entry-level positions may not always make financial sense.

History shows that investors tend to overestimate the short-term benefits of promising new technologies, but underestimate their long-term impacts. We believe this is true of artificial intelligence today. As GenAI is rolled out across a wide range of industries, it will be important for investors to keep abreast of new developments in order to understand how this potentially transformational technology is driving changes in the investment landscape.

## Research resources

This document is produced by the Global Portfolio Advisory Committee within RBC Wealth Management's Portfolio Advisory Group. The RBC Wealth Management Portfolio Advisory Group provides support related to asset allocation and portfolio construction for the firm's investment advisors / financial advisors who are engaged in assembling portfolios incorporating individual marketable securities.

The Global Portfolio Advisory Committee leverages the broad market outlook as developed by the RBC Investment

Strategy Committee (RISC), providing additional tactical and thematic support utilizing research from the RISC, RBC Capital Markets, and third-party resources.

The RISC consists of senior investment professionals drawn from individual, client-focused business units within RBC, including the Portfolio Advisory Group. The RISC builds a broad global investment outlook and develops specific guidelines that can be used to manage portfolios. The RISC is chaired by Daniel Chornous, CFA, Chief Investment Officer of RBC Global Asset Management Inc.

---

### Global Portfolio Advisory Committee members

**Jim Allworth** – Co-chair  
Investment Strategist, RBC Dominion Securities Inc.

**Kelly Bogdanova** – Co-chair  
Portfolio Analyst, RBC Wealth Management Portfolio Advisory Group U.S., RBC Capital Markets, LLC

**Frédérique Carrier** – Co-chair  
Managing Director & Head of Investment Strategy, RBC Europe Limited

**Mark Bayko, CFA** – Head, Portfolio Management, RBC Dominion Securities Inc.

**Luis Castillo** – Fixed Income Portfolio Advisor, RBC Wealth Management Portfolio Advisory Group, RBC Dominion Securities Inc.

**Rufaro Chiriseri, CFA** – Head of Fixed Income, British Isles, RBC Europe Limited

**Janet Engels** – Head, RBC Wealth Management Portfolio Advisory Group U.S., RBC Capital Markets, LLC

**Thomas Garretson, CFA** – Fixed Income Senior Portfolio Strategist, RBC Wealth Management Portfolio Advisory Group, RBC Capital Markets, LLC

**Patrick McAllister, CFA** – Manager, Equity Advisory & Portfolio Management, RBC Wealth Management Portfolio Advisory Group, RBC Dominion Securities Inc.

**Josh Nye** – Fixed Income Portfolio Advisor, RBC Wealth Management Portfolio Advisory Group, RBC Dominion Securities Inc.

**Alan Robinson** – Senior Portfolio Advisor, RBC Wealth Management Portfolio Advisory Group – U.S. Equities, RBC Capital Markets, LLC

**Michael Schuette, CFA** – Multi-Asset Portfolio Strategist, RBC Wealth Management Portfolio Advisory Group U.S., RBC Capital Markets, LLC

**David Storm, CFA, CAIA** – Chief Investment Officer, British Isles & Asia, RBC Europe Limited

**Yuh Harn Tan** – Head of Discretionary Portfolio Management & UHNW Solutions, Royal Bank of Canada, Singapore Branch

**Joseph Wu, CFA** – Portfolio Manager, Multi-Asset Strategy, RBC Dominion Securities Inc.

# Required disclosures

## Analyst Certification

All of the views expressed in this report accurately reflect the personal views of the responsible analyst(s) about any and all of the subject securities or issuers. No part of the compensation of the responsible analyst(s) named herein is, or will be, directly or indirectly, related to the specific recommendations or views expressed by the responsible analyst(s) in this report.

## Important Disclosures

In the U.S., RBC Wealth Management operates as a division of RBC Capital Markets, LLC. In Canada, RBC Wealth Management includes, without limitation, RBC Dominion Securities Inc., which is a foreign affiliate of RBC Capital Markets. This report has been prepared by RBC Capital Markets which is an indirect wholly-owned subsidiary of the Royal Bank of Canada and, as such, is a related issuer of Royal Bank of Canada.

## Non-U.S. Analyst Disclosure

One or more research analysts involved in the preparation of this report (i) may not be registered/qualified as research analysts with the NYSE and/or FINRA and (ii) may not be associated persons of the RBC Wealth Management and therefore may not be subject to FINRA Rule 2241 restrictions on communications with a subject company, public appearances and trading securities held by a research analyst account.

In the event that this is a compendium report (covers six or more companies), RBC Wealth Management may choose to provide important disclosure information by reference. To access current disclosures, clients should refer to <https://www.rbccm.com/GLDisclosure/PublicWeb/DisclosureLookup.aspx?EntityID=2> to view disclosures regarding RBC Wealth Management and its affiliated firms. Such information is also available upon request to RBC Wealth Management Publishing, 250 Nicollet Mall, Suite 1800, Minneapolis, MN 55401-1931.

## RBC Capital Markets Distribution of Ratings

For the purpose of ratings distributions, regulatory rules require member firms to assign ratings to one of three rating categories – Buy, Hold/Neutral, or Sell – regardless of a firm's own rating categories. Although RBC Capital Markets' ratings of Outperform (O), Sector Perform (SP), and Underperform (U) most closely correspond to Buy, Hold/Neutral and Sell, respectively, the meanings are not the same because RBC Capital Markets' ratings are determined on a relative basis.

## Distribution of ratings – RBC Capital Markets Equity Research As of September 30, 2024

Rating	Count	Percent	Investment Banking Services Provided During Past 12 Months	
			Count	Percent
Buy [Outperform]	858	57.39	290	33.80
Hold [Sector Perform]	599	40.07	153	25.54
Sell [Underperform]	38	2.54	3	7.89

## Explanation of RBC Capital Markets Equity Rating System

An analyst's "sector" is the universe of companies for which the analyst provides research coverage. Accordingly, the rating assigned to a particular stock represents solely the analyst's view of how that stock will perform over the next 12 months relative to the analyst's sector average.

**Outperform (O):** Expected to materially outperform sector average over 12 months. **Sector Perform (SP):** Returns expected to be in line with sector average over 12 months.

**Underperform (U):** Returns expected to be materially below sector average over 12 months. **Restricted (R):** RBC policy precludes certain types of communications, including an investment recommendation, when RBC is acting as an advisor in certain merger or other strategic transactions and in certain other circumstances. **Not Rated (NR):** The rating, price targets and estimates have been removed due to applicable legal, regulatory or policy constraints which may include when RBC Capital Markets is acting in an advisory capacity involving the company.

**Risk Rating:** The Speculative risk rating reflects a security's lower level of financial or operating predictability, illiquid share trading volumes, high balance sheet leverage, or limited operating history that result in a higher expectation of financial and/or stock price volatility.

## Valuation and Risks to Rating and Price Target

When RBC Capital Markets assigns a value to a company in a research report, FINRA Rules and NYSE Rules (as incorporated into the FINRA Rulebook) require that the basis for the valuation and the impediments to obtaining that valuation be described. Where applicable, this information is included in the text of our research in the sections entitled "Valuation" and "Risks to Rating and Price Target", respectively.

The analyst(s) responsible for preparing this research report have received (or will receive) compensation that is based upon various factors, including total revenues of RBC Capital Markets, and its affiliates, a portion of which are or have been generated by investment banking activities of RBC Capital Markets and its affiliates.

## Other Disclosures

Prepared with the assistance of our national research sources. RBC Wealth Management prepared this report and takes sole responsibility for its content and distribution. The content may have been based, at least in part, on material provided by our third-party correspondent research services. Our third-party correspondent has given RBC Wealth Management general permission to use its research reports as source materials, but has not reviewed or approved this report, nor has it been informed of its publication. Our third-party correspondent may from time to time have long or short positions in, effect transactions in, and make markets in securities referred to herein. Our third-party correspondent may from time to time perform investment banking or other services for, or solicit investment banking or other business from, any company mentioned in this report.

RBC Wealth Management endeavors to make all reasonable efforts to provide research simultaneously to all eligible clients, having regard to local time zones in overseas jurisdictions. In certain investment advisory accounts, RBC Wealth Management or a designated third party will act as overlay manager for our clients and will initiate transactions in the securities referenced herein for those accounts upon receipt of this report. These transactions may occur before or after your receipt of this report and may have a short-term impact on the market price of the securities in which transactions occur. RBC Wealth Management research is posted to our proprietary Web sites to ensure eligible clients receive coverage initiations and changes in rating, targets, and opinions in a timely manner. Additional distribution may be done by sales personnel via e-mail, fax, or regular mail. Clients may also receive our research via third-party vendors. Please contact your RBC Wealth Management Financial Advisor for more information regarding RBC Wealth Management research.

**Conflicts Disclosure:** RBC Wealth Management is registered with the Securities and Exchange Commission as a broker/dealer and an investment adviser, offering both brokerage and investment advisory services. RBC Wealth Management's Policy for Managing Conflicts of Interest in Relation to Investment Research is available from us on our website at <https://www.rbccm.com/GLDisclosure/PublicWeb/DisclosureLookup.aspx?EntityID=2>. Conflicts of interests related to our investment advisory business can be found in Part 2A Appendix 1 of the Firm's Form ADV or the RBC Advisory Programs Disclosure Document. Copies of any of these documents are available upon request through your Financial Advisor. We reserve the right to amend or supplement this policy, Part 2A Appendix 1 of the Form ADV, or the RBC Advisory Programs Disclosure Document at any time.

The authors are employed by one of the following entities: RBC Wealth Management USA, a division of RBC Capital Markets, LLC, a securities broker-dealer with principal offices located in Minnesota and New York, USA; RBC

Dominion Securities Inc., a securities broker-dealer with principal offices located in Toronto, Canada; Royal Bank of Canada, Hong Kong Branch, which is regulated by the Hong Kong Monetary Authority and the Securities and Futures Commission ("SFC"); Royal Bank of Canada, Singapore Branch, a licensed wholesale bank with its principal office located in Singapore; and RBC Europe Limited, a licensed bank with principal offices located in London, United Kingdom.

## Third-party Disclaimers

The Global Industry Classification Standard ("GICS") was developed by and is the exclusive property and a service mark of MSCI Inc. ("MSCI") and Standard & Poor's Financial Services LLC ("S&P") and is licensed for use by RBC. Neither MSCI, S&P, nor any other party involved in making or compiling the GICS or any GICS classifications makes any express or implied warranties or representations with respect to such standard or classification (or the results to be obtained by the use thereof), and all such parties hereby expressly disclaim all warranties of originality, accuracy, completeness, merchantability and fitness for a particular purpose with respect to any of such standard or classification. Without limiting any of the foregoing, in no event shall MSCI, S&P, any of their affiliates or any third party involved in making or compiling the GICS or any GICS classifications have any liability for any direct, indirect, special, punitive, consequential or any other damages (including lost profits) even if notified of the possibility of such damages.

## Disclaimer

The information contained in this report has been compiled by RBC Wealth Management, a division of RBC Capital Markets, LLC, from sources believed to be reliable, but no representation or warranty, express or implied, is made by Royal Bank of Canada, RBC Wealth Management, its affiliates or any other person as to its accuracy, completeness or correctness. All opinions and estimates contained in this report constitute RBC Wealth Management's judgment as of the date of this report, are subject to change without notice and are provided in good faith but without legal responsibility. Past performance is not a guide to future performance, future returns are not guaranteed, and a loss of original capital may occur. Every province in Canada, state in the U.S., and most countries throughout the world have their own laws regulating the types of securities and other investment products which may be offered to their residents, as well as the process for doing so. As a result, the securities discussed in this report may not be eligible for sale in some jurisdictions. This report is not, and under no circumstances should be construed as, a solicitation to act as securities broker or dealer in any jurisdiction by any person or company that is not legally permitted to carry on the business of a securities broker or dealer in that jurisdiction. Nothing in this report constitutes legal, accounting or tax advice or individually tailored investment advice. This material is prepared for general circulation to clients, including clients who are affiliates of Royal Bank of Canada, and does not have regard to the particular circumstances or needs of any specific person who may read it. The investments or services contained in this report may not be suitable for you and it is recommended that you consult an independent investment advisor if you are in doubt about the suitability of such investments or services. To the full extent permitted by law neither Royal Bank of Canada nor any of its affiliates, nor any other person, accepts any liability whatsoever for any direct, indirect or consequential loss arising from, or in connection with, any use of this report or the information contained herein. No matter contained in this document may be reproduced or copied by any means without the prior written consent of Royal Bank of Canada in each instance. In the U.S., RBC Wealth Management operates as a division of RBC Capital Markets, LLC. In Canada, RBC Wealth Management includes, without limitation, RBC Dominion Securities Inc., which is a foreign affiliate of RBC Capital Markets,

LLC. This report has been prepared by RBC Capital Markets, LLC. Additional information is available upon request.

**To U.S. Residents:** This publication has been approved by RBC Capital Markets, LLC, Member NYSE/FINRA/SIPC, which is a U.S. registered broker-dealer and which accepts responsibility for this report and its dissemination in the United States. RBC Capital Markets, LLC, is an indirect wholly-owned subsidiary of the Royal Bank of Canada and, as such, is a related issuer of Royal Bank of Canada. Any U.S. recipient of this report that is not a registered broker-dealer or a bank acting in a broker or dealer capacity and that wishes further information regarding, or to effect any transaction in, any of the securities discussed in this report, should contact and place orders with RBC Capital Markets, LLC. International investing involves risks not typically associated with U.S. investing, including currency fluctuation, foreign taxation, political instability and different accounting standards.

**To Canadian Residents:** This publication has been approved by RBC Dominion Securities Inc. RBC Dominion Securities Inc.\* and Royal Bank of Canada are separate corporate entities which are affiliated. \* Member Canadian Investor Protection Fund. ® Registered trademark of Royal Bank of Canada. Used under license. RBC Wealth Management is a registered trademark of Royal Bank of Canada. Used under license.

**RBC Wealth Management (British Isles):** This publication is distributed by RBC Europe Limited and Royal Bank of Canada (Channel Islands) Limited. RBC Europe Limited is authorised by the Prudential Regulation Authority and regulated by the Financial Conduct Authority and the Prudential Regulation Authority (FCA registration number: 124543). Registered office: 100 Bishopsgate, London, EC2N 4AA, UK. Royal Bank of Canada (Channel Islands) Limited is regulated by the Jersey Financial Services Commission in the conduct of investment business in Jersey. Registered office: Gaspé House, 66-72 Esplanade, St Helier, Jersey JE2 3QT, Channel Islands.

**To persons receiving this from Royal Bank of Canada, Hong Kong Branch:** This document is distributed in Hong Kong by Royal Bank of Canada, Hong Kong Branch which is regulated by the Hong Kong Monetary Authority and the SFC. This document is not for distribution in Hong Kong, to investors who are not “professional investors”, as defined in the Securities and Futures Ordinance (Cap. 571 of Hong Kong) and any rules made under that Ordinance. This document has been prepared for general circulation and does not take into account the objectives, financial situation, or needs of any recipient. Past performance is not indicative of future performance. **WARNING:** The contents of this document have not been reviewed by any regulatory authority in Hong Kong. Investors are advised to exercise caution in relation to the investment. If you are in doubt about any of the contents of this document, you should obtain independent professional advice.

**To persons receiving this from Royal Bank of Canada, Singapore Branch:**

This publication is distributed in Singapore by the Royal Bank of Canada, Singapore Branch, a registered entity licensed by the Monetary Authority of Singapore. This publication is not for distribution in Singapore, to investors who are not “accredited investors” and “institutional investors”, as defined in the Securities and Futures Act 2001 of Singapore. This publication has been prepared for general circulation and does not take into account the objectives, financial situation, or needs of any recipient. You are advised to seek independent advice from a financial adviser before purchasing any product. If you do not obtain independent advice, you should consider whether the product is suitable for you. Past performance is not indicative of future performance. If you have any questions related to this publication, please contact the Royal Bank of Canada, Singapore Branch.

© 2024 RBC Capital Markets, LLC – Member NYSE/FINRA/SIPC  
© 2024 RBC Dominion Securities Inc. – Member Canadian Investor Protection Fund  
© 2024 RBC Europe Limited  
© 2024 Royal Bank of Canada  
All rights reserved  
RBC1524



Wealth  
Management